

<b>Policy Title:</b> Cleaning Spills of Blood and Body Substances		
<b>Department/Unite:</b> Infection Control Unit	<b>Policy Number:</b> UOJ-MSA-IC-P/32	<b>Replaces No.:</b>
<b>Creation Date:</b> 16/10/2022	<b>Effective Date:</b>	<b>Review Date:</b>

Revision History			
Subject	Changes made	Done by	Revision date

1. **CONDITIONS:** 1.1 Laboratory , Nursing , Dental , Housekeeping and Physiotherapy department
2. **PURPOSE:** 2.1. To decrease the clean and disinfect the contaminated area with spills of blood and other body substance such as urine, faces and emesis and decrease the probability of infection.
3. **DEFINITIONS:** 3.1 This policy describe cleaning spills of Blood and body Substance.
4. **Related Documents:** 4.1 Hand Hygiene (UOJ-MSA-IC-P/09).  
4.2 Personal Protective Equipment (UOJ-MSA-IC-P/30).
5. **POLICY:** 5.1 It is the University of Jeddah Medical Administration policy that all members of the healthcare team will manage spills of blood or other body fluids according to facility procedure.
6. **PROCEDURES:** 6.1 All members are responsible for cleaning the spill in each area of the hospital during all hours when a biological spill might occur.  
6.2 Area staff should response immediately, clean and disinfect the contaminated area.  
6.3 A method for the containment and isolation of the spill should be followed.  
6.4 Access to PPE, equipment, supplies, waste and linen disposal for staff who will clean the spill:  
6.4.1 Proper disposal of waste.  
6.5 Procedure to be followed if there a staff exposure to biological material.  
6.6 Procedure for cleaning a spill of blood or body substance:  
6.6.1 The protocol should be used when cleaning and disinfecting a spill of blood or other body substance:  
6.6.2 Assemble material required for dealing with the spill prior to putting on PPE.  
6.6.3 Inspect the area around the spill thoroughly for splatter or splashes.

6.6.4 Restrict the activity around the spill until the area has been cleaned and disinfected and is completely dry.

6.6.5 Put on the gloves; if there is possibility of splashing, wear a gown and facial protection (mask and eye protection or face shield).

6.6.6 Confine and contain the spill, wipe up any blood or body fluid spills immediately using either disposable towel or a product designed for this purpose. Dispose of material by placing them into regulars' waste receptacle unless the soiled materials are so wet that blood can be squeezed out of them, in which case they must be segregated into the biomedical waste container (i.e., yellow bag).

6.6.7 Disinfect the entire spill area with a hospital-grade disinfectant and allow it to stand for the amount of time recommended by the manufacturer.

6.6.8 Wipe up the area again using disposable towels and discard into regular waste.

6.6.9 care must take to avoid splashing or generating aerosol during the clean —up.

6.6.10 Remove gloves and perform hand hygiene.

6.6.11 Documentation of the spill incident.

6.6.12 Training of staff who will clean the spill on all the above steps.

## 7. RESPONSIBILITIES

7.1 Accountable to the Infection Prevention Control Practitioner/Committee.

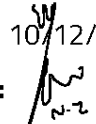
## 8. Appendix:

N/A


## 9. REFERRANCES:

9.1 Ministry of Health Manual for Infection Control.

**Prepared By:**

**Name:** Mr. Nawaf A. Alzahrani  
**Position:** Supervisor, Infection Control Unit  
**Date:** 10/12/2022  
**Signature:** 


**Reviewed By:**

**Name:** Dr. Eman Balbaid  
**Position:** Supervisor, General Clinics  
**Date:**   
**Signature:**

**Recommended By:**

**Name:** Mrs. Ahlam Alrefai  
**Position:** Supervisor, Quality&Patient Safety Unit  
**Date:**   
**Signature:**

**Approved By:**

**Name:** Dr. Mansour Tobaigy  
**Position:** Supervisor, Medical Services Administration  
**Date:**   
**Signature:**